





SYSTEM	<p>Insulet Omnipod DASH</p> 	<p>Medtronic Minimed® 770g™</p> 	<p>Tandem t:slim</p> 	<p>Ypsomed</p> 
UNIQUE and/or NEW FEATURES	<ul style="list-style-type: none"> <li>• Touch screen Personal Diabetes Manager (PDM)</li> <li>• Uses Bluetooth technology</li> <li>• Rechargeable battery</li> </ul>	<ul style="list-style-type: none"> <li>• <b>Minimed Mobile</b> app allows pump and transmitter to communicate with each other</li> <li>• <b>Carelink™</b> app allows data to be automatically uploaded</li> <li>• <b>Carelink™ Connect</b> data sharing app</li> <li>• Upgradable via software update</li> </ul>	<ul style="list-style-type: none"> <li>• <b>Control IQ</b> when used with Dexcom G6 CGM – pump adjusts insulin delivery based on 30-minute predictions.</li> <li>• Also delivers an automatic correction bolus when sensor glucose (SG) is predicted to be above 10 mmol/L in 30mins.</li> </ul>	<p>N/A</p>

KEY FEATURES	<ul style="list-style-type: none"> <li>• Completely tubeless</li> <li>• Bolus delivery managed from a remote control/PDM (Personal Diabetes Manager)</li> <li>• Automated insertion and priming</li> <li>• Waterproof pod (<i>PDM is not waterproof</i>)</li> </ul>	<p><b>SmartGuard™ Auto Mode</b> capability when used with Medtronic's <b>Guardian™ (3) Sensor System</b> – pump adjusts basal insulin based on sensor glucose (SG) readings and recent insulin delivery history.</p> <p><b>Integrated CGM with Suspend Before Low:</b> insulin delivery automatically suspends 30 mins before reaching your preset low blood sugar level</p>	<ul style="list-style-type: none"> <li>• <b>Basal- IQ technology</b> when used with CGM (Dexcom G6) – pump auto-suspends insulin if BGs predicted to drop below 4.4 mmol in 30 mins; resumes when BG begins to rise</li> <li>• Touch screen</li> <li>• Upgradable via software update</li> </ul>	<ul style="list-style-type: none"> <li>• Touch screen</li> <li>• Bolus advisor on Ypsomed app</li> <li>• Bluetooth communication between app and the pump</li> <li>• Pre-filled Reservoir</li> </ul>
CONNECTION	No Tubing	Infusion Set & Tubing	Infusion Set & Tubing	Infusion Set & Tubing
RESERVOIR	200 units	300 units	300 units	160 units
MAX BOLUS	30 units	25 units	25 units ( <i>with an option for additional 25 units</i> )	30 units
INTEGRATION with CGM	No	Yes (extra cost) Guardian™ Connect	Yes (extra cost) Dexcom G6	No
WORKS with BG METER?	Any meter - BG must be entered manually	Accu-Chek Guide Link meter sends BG to pump wirelessly	BG must be entered manually unless using Dexcom G6 CGM	BG must be entered manually
WARRANTY	5 years ONE TIME replacement of PDM if damaged or stolen	4 years CGM Transmitter – 1 year	4 years	5 years
CONTACT INFO	1-855-763-4636 www.omnipod.com/en-ca	1-866-444-4649 www.medtronicdiabetes.ca	1-833-509-3598 www.tandemdiabetes.com/en-ca	1-800-695-5959 www.mylife-diabetescare.com/en-CA

**All pumps:**

- Have a bolus calculator (*except Ypsomed, which uses an app to calculate boluses*)
- Allow for multiple basal rates, temporary basal rates and multiple basal patterns
- Have advanced bolus features
- Keep track of insulin on board (IOB)